

LYTLE PUBLIC WORKS



November 2023 Report

Presented by Interim Public Works Director

Robert Hernandez

Total Work Orders 80

Water 37

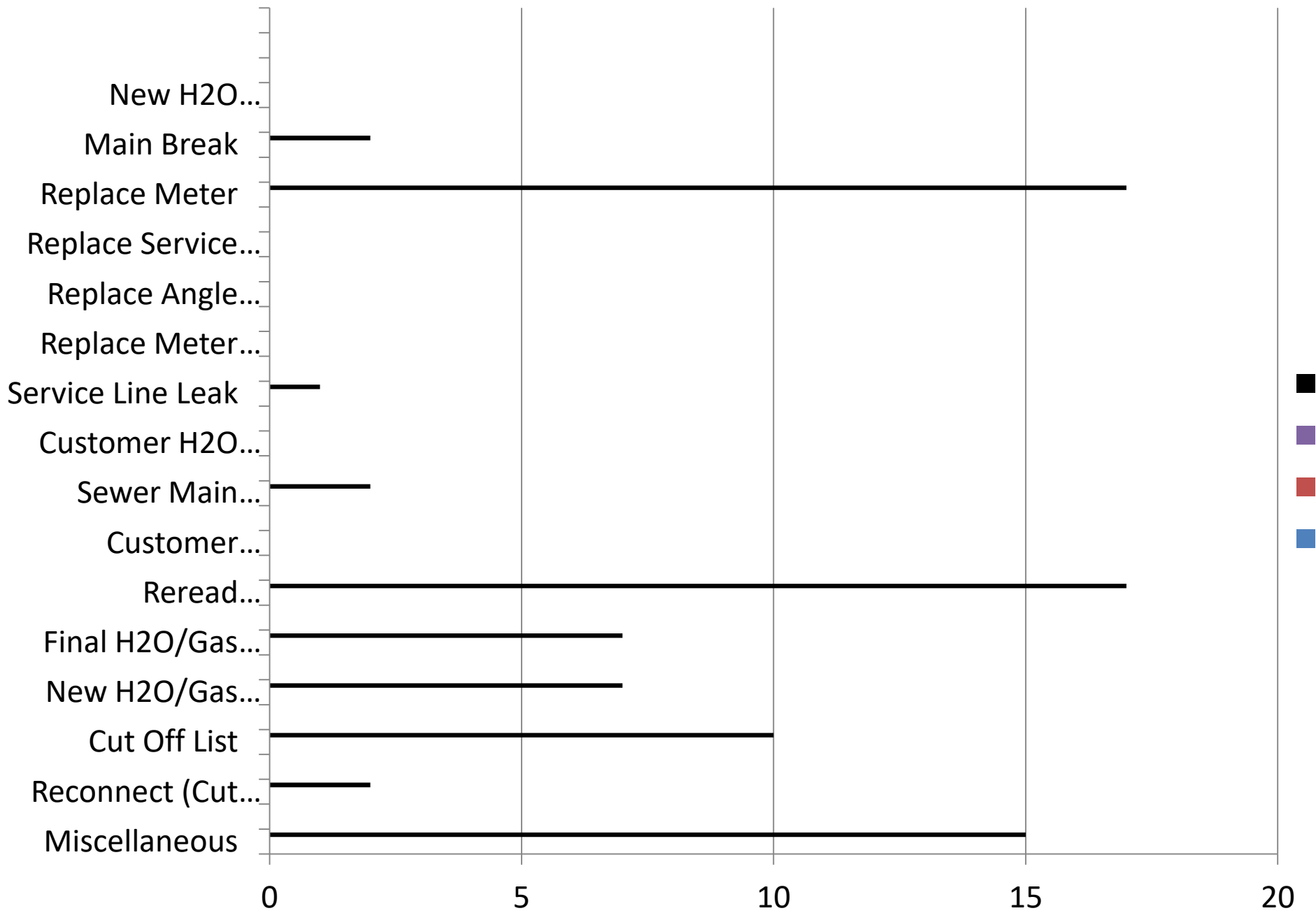
Sewer 2

- Sewer Main Stoppages 2
- Customer Sewer Stoppages 0

Miscellaneous 41

- Final H2O/Gas Service 7
- New H2O/Gas Customers 7
- Cut Off List 10
- Reconnect (Cut Off List) 2
- Miscellaneous Work Orders 15

Total Work Orders

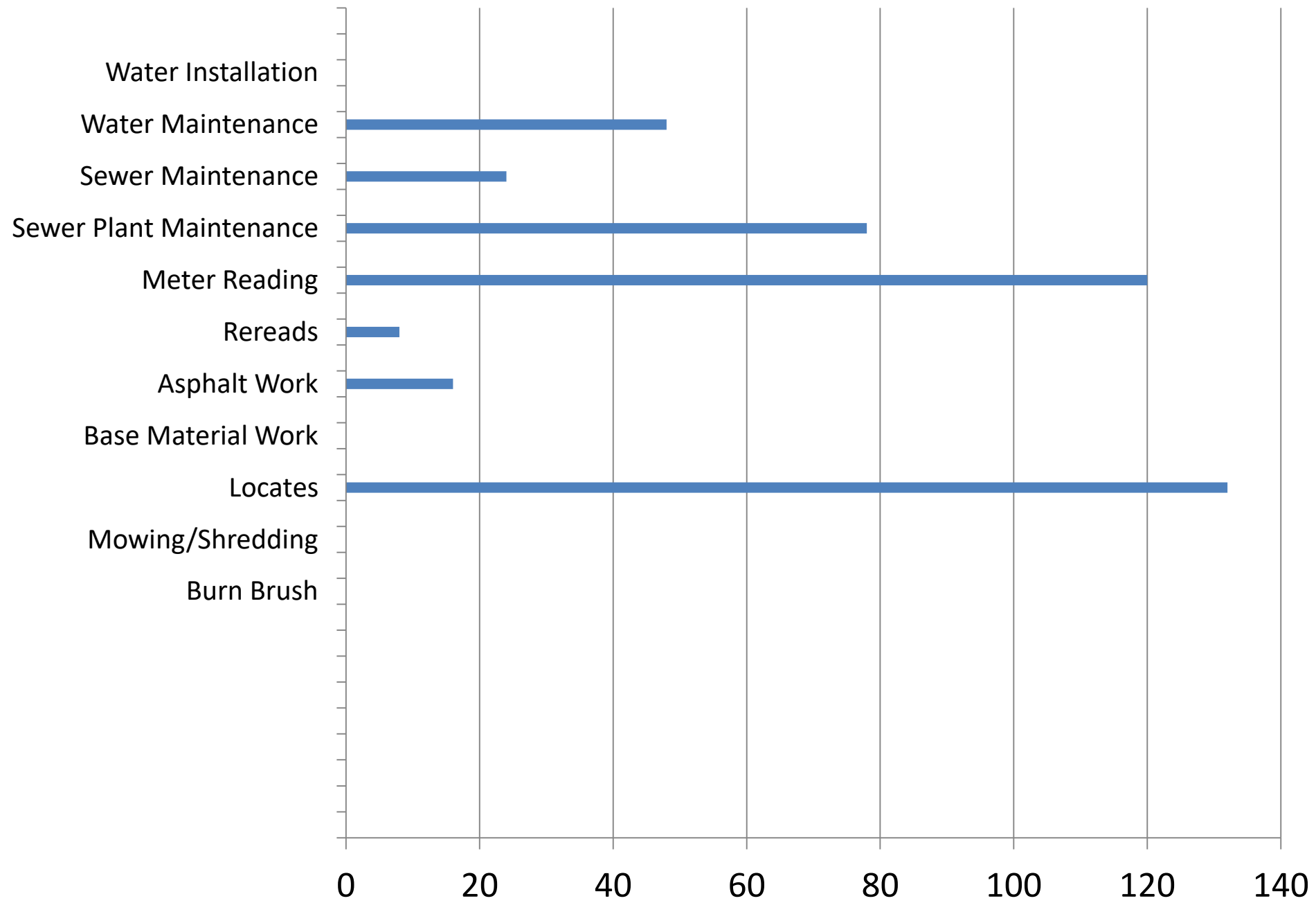


Monthly Man Hours

Man Hours (cont.)

- Locates 132
- Mowing/Shredding 0
- Burn Brush 0

Man hours



Water Usage and Reductions

Calculated Data January through December

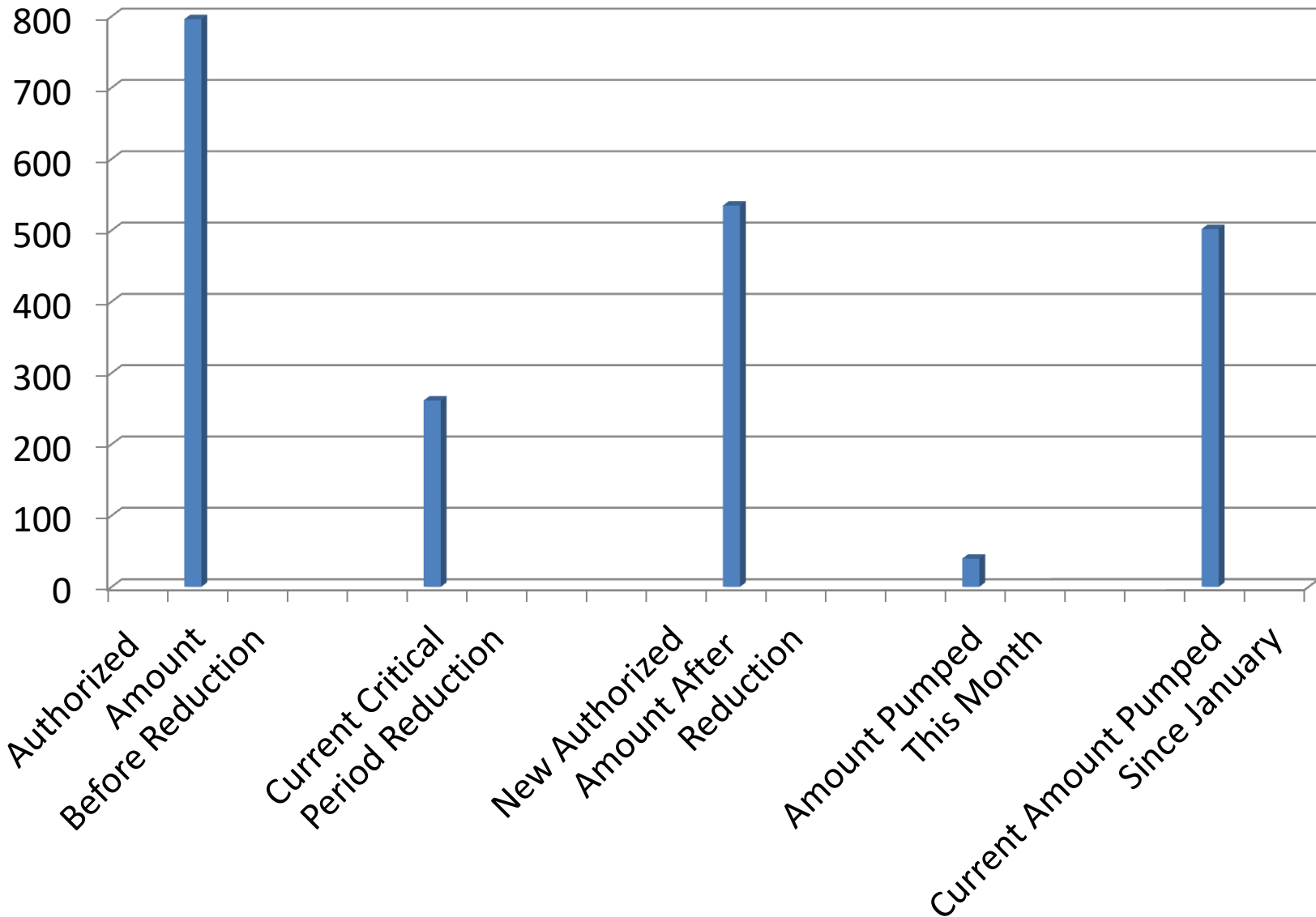
Authorized Amount Before Reduction	796.024 acre-feet
Current Critical Period Reduction	261.38 acre-feet
New Authorized Amount After Reduction	534.64 acre-feet

Total Current Monthly Amount Pumped

Total Water Pumped For The Month	39.61 acre-feet
Total Water Pumped	501.74 acre-feet

SA Pool

Stage	%	Days In Stage	Start	End	Reduction
Stage 3	35.0%	119	01/01/2023	04/29/2023	11.41%
Stage 2	30.0%	4	04/30/2023	05/03/2023	0.33%
Stage 3	35.0%	11	05/04/2023	05/14/2023	1.05%
Stage 2	30.0%	40	05/15/2023	06/23/2023	3.29%
Stage 3	35.0%	27	06/24/2023	07/20/2023	2.59%
Stage 4	40.0%	103	07/21/2023	10/31/2023	11.29%
Stage 3	35.0%	30	11/01/2023	11/30/2023	2.88%
		334 Total Days			32.84% Total



January to December